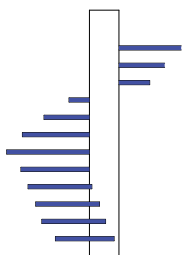


DIN sinistra/left



DIN destra/right

Ø Tondino Round bar dia.	AISI 304	AISI 316	IRON	Raggio medio Average Rad.	Q.TY	Ø Tubo Tube dia.	AISI 304	AISI 316	IRON	Raggio medio Average Rad.	Q.TY
Ø 10 mm 3/8" dia.	<input type="checkbox"/>	<input type="checkbox"/>	<input type="checkbox"/>	250 mm 9 7/8"		Ø 33,7 x 2,0 mm 1 1/3" dia. x 5/64"	<input type="checkbox"/>	<input type="checkbox"/>	<input type="checkbox"/>	500 mm 19 11/16"	
Ø 12 mm 1/2" dia.	<input type="checkbox"/>	<input type="checkbox"/>	<input type="checkbox"/>	250 mm 9 7/8"		Ø 42,4 x 2,0 mm 1 2/3" dia. x 5/64"	<input type="checkbox"/>	<input type="checkbox"/>	<input type="checkbox"/>	500 mm 19 11/16"	
Ø 14 mm 9/16" dia.	<input type="checkbox"/>	<input type="checkbox"/>	<input type="checkbox"/>	250 mm 9 7/8"		Ø 48,3 x 2,0 mm 1 7/8" dia. x 5/64"	<input type="checkbox"/>	<input type="checkbox"/>	<input type="checkbox"/>	500 mm 19 11/16"	

CURVA CURVE	01	02	03	04	05	06	07	08	09	10
----------------	----	----	----	----	----	----	----	----	----	----

Quantità

Quantity

Raggio Medio

Average Radius

Alzata S

Elevation S

Pedata a

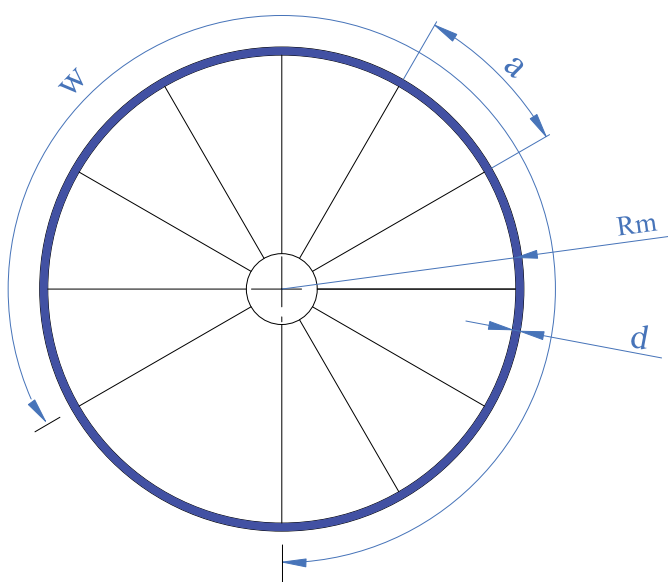
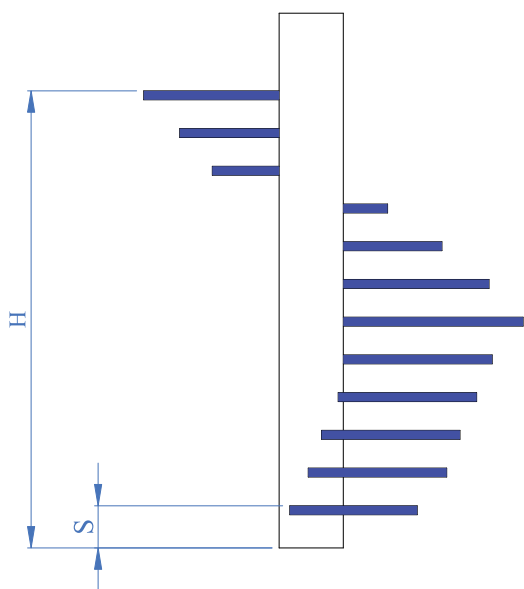
Tread a

Numero Gradini

Number of Steps

Superficie

Surface Area



Nome/Name

Telefono/Telephone

Azienda/Company

Fax

Via, n./Street, nr.

E-mail

Cap., Città/Postcode, City, Country

Partita IVA/V.A.T. code